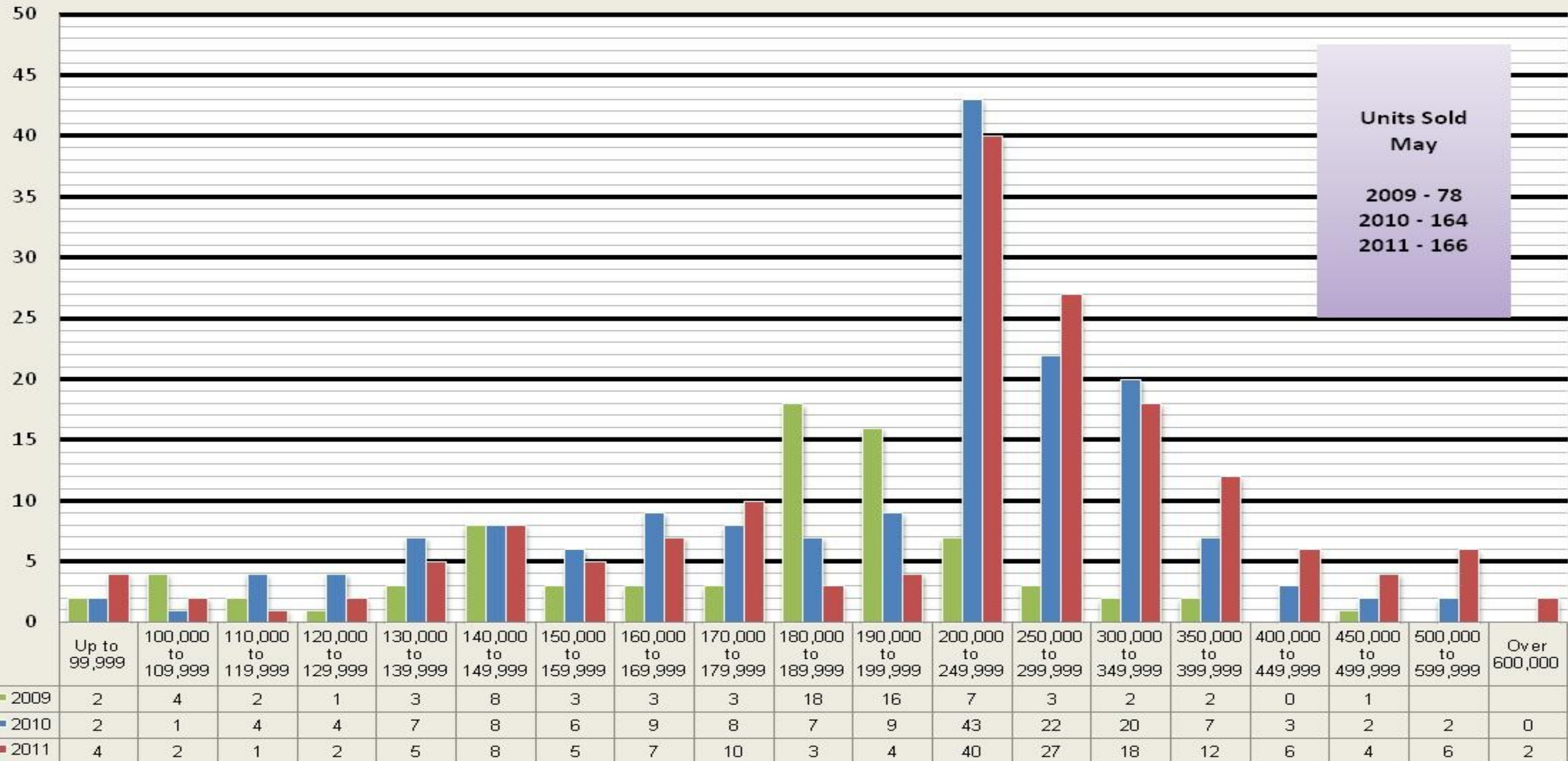
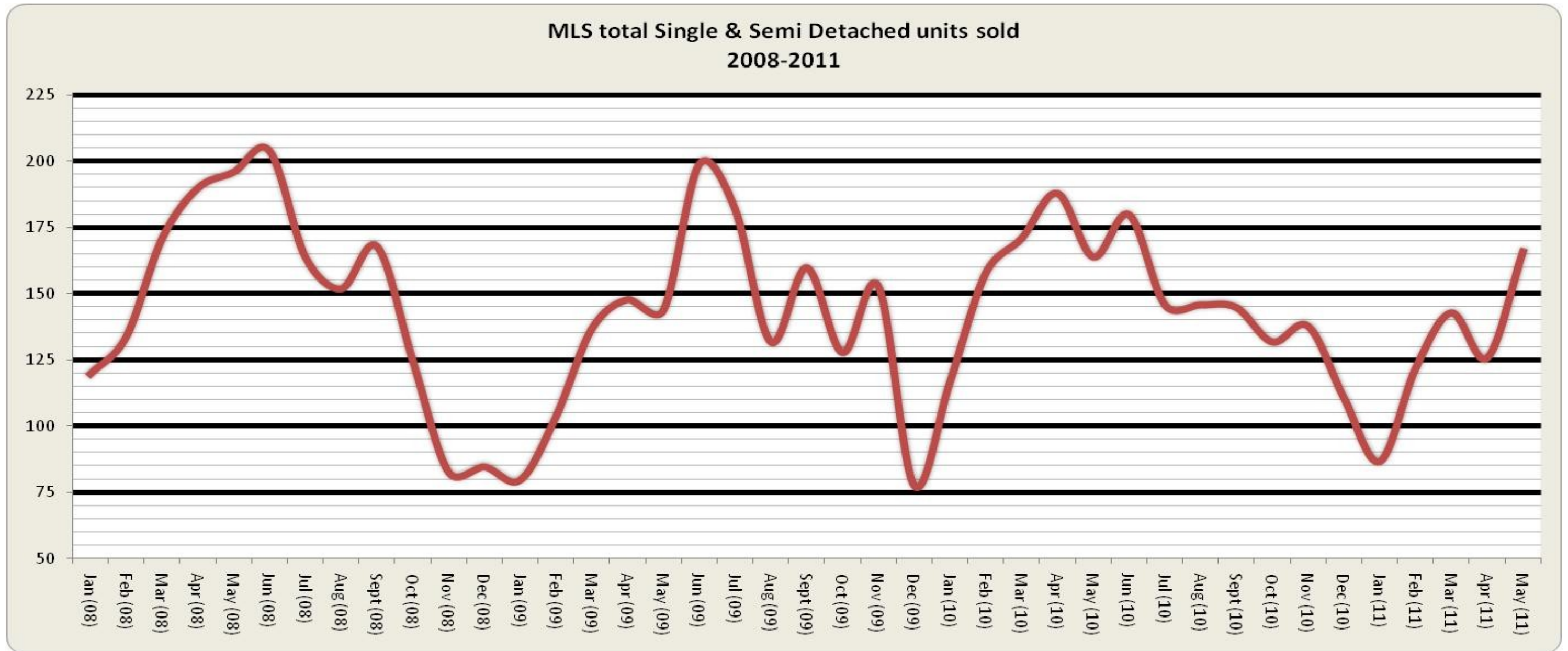


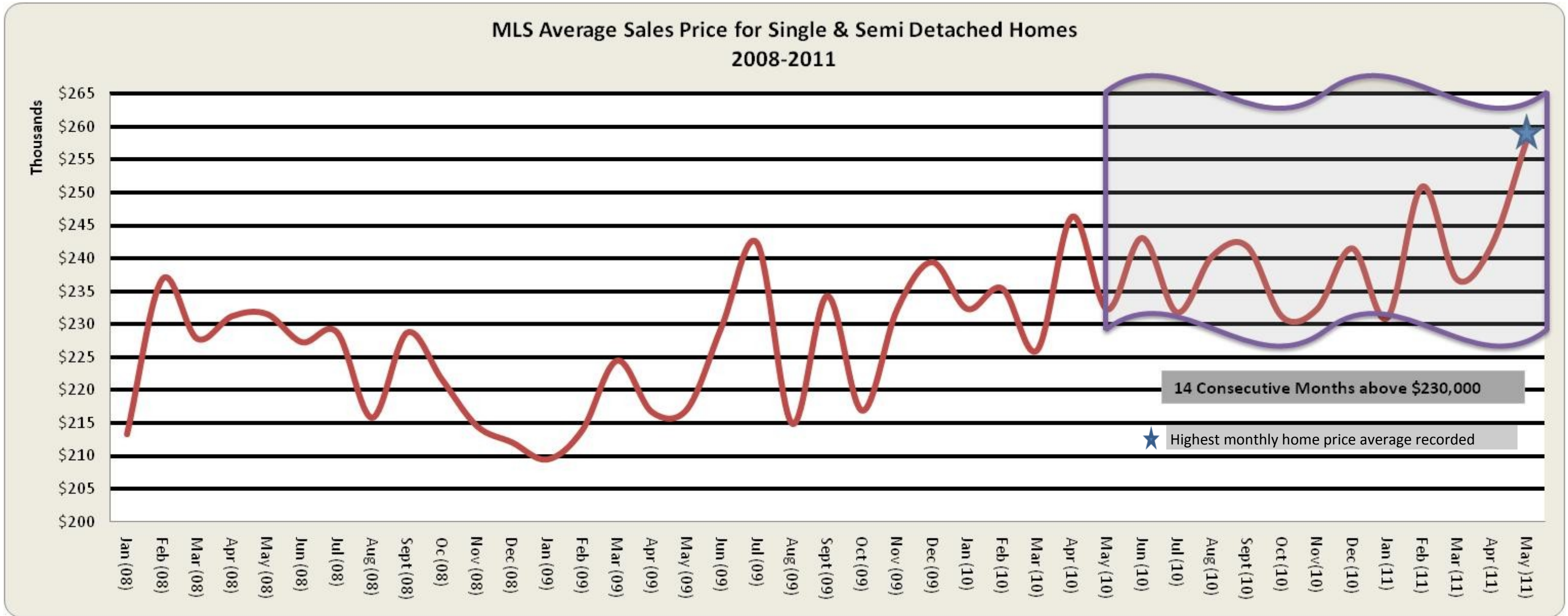
Type	New Units Listed	Active	Sales	Total Value	Median	Average
4 Plex	0	6	1	\$ 266,000	\$ 266,000	\$ 266,000.
Apartment Units	16	40	5	\$ 579,900	\$ 119,900	\$ 115,980
Single Detached	270	553	152	\$ 40,540,999	\$ 247,000	\$ 266,717
Duplex	9	15	6	\$ 1,113,000	\$ 203,000	\$ 185,500
Semi - detached	22	36	13	\$ 2,095,000	\$ 152,900	\$ 161,153
Townhouse	32	71	27	\$ 6,256,070	\$ 229,900	\$ 231,706
Triplex	2	5	3	\$ 920,000	\$ 315,000	\$ 306,666
Total	351	726	207	-	-	-

**Single & Semi Detached Units sold by Price Category
May 2010**





	Jan	Feb	Mar	Apr	May	Jun	Jul	Aug	Sept	Oct	Nov	Dec
2008	120	134	171	190	196	204	164	152	168	125	83	85
2009	80	104	137	148	144	199	182	132	160	128	153	78
2010	117	158	171	188	165	180	146	146	145	132	138	111
2011	87	122	143	126	166							



	Jan	Feb	Mar	Apr	May	Jun	Jul	Aug	Sept	Oct	Nov	Dec
2008	\$ 213,260	\$ 236,757	\$ 227,773	\$ 231,197	\$ 231,522	\$ 227,239	\$ 228,748	\$ 215,765	\$ 228,698	\$ 221,553	\$ 214,482	\$ 212,014
2009	\$ 209,416	\$ 213,821	\$ 224,442	\$ 216,601	\$ 217,057	\$ 229,766	\$ 242,307	\$ 214,880	\$ 234,273	\$ 216,850	\$ 232,215	\$ 239,396
2010	\$ 232,297	\$ 235,407	\$ 226,008	\$ 246,312	\$ 232,243	\$ 243,077	\$ 231,765	\$ 240,269	\$ 241,813	\$ 231,090	\$ 232,273	\$ 241,499
2011	\$ 230,907	\$ 250,882	\$236,745	\$242,113	\$ 258,102							

